

# Creating an account for a person over 18

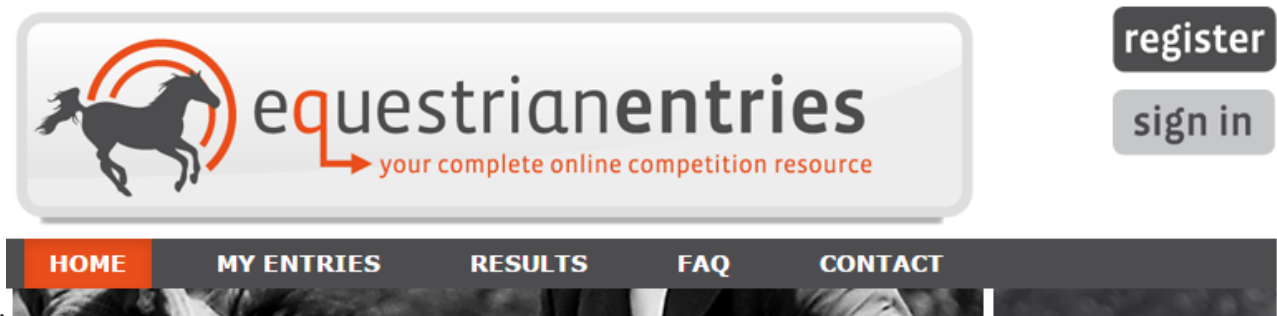
Article Number: 22 | Last Updated: Sun, Aug 6, 2017 at 11:36 PM

Before you can make an entry you need to create an Equestrian Entries account.




Each individual needs their own account with an email address and password.

It is not necessary to be a member of ESNZ to have an Equestrian Entries account.

To create an account first click REGISTER top right



You will then get a form to complete, if you are not registered with ESNZ ignore the field for the ESNZ number

HOME		MY ENTRIES		RESULTS													
		<div style="background-color: #f4a460; padding: 10px; text-align: center;"> <b>REGISTER</b>            Not a member yet? Sign up now.         </div>															
country <span>All ▼</span>		<input type="text" value="Email"/>															
<table border="1"> <thead> <tr> <th>SCHEDULE</th> <th>START DATE</th> </tr> </thead> <tbody> <tr> <td><a href="#">view</a></td> <td>18/06/2016</td> </tr> <tr> <td><a href="#">view</a></td> <td>19/06/2016</td> </tr> <tr> <td><a href="#">view</a></td> <td>19/06/2016</td> </tr> <tr> <td><a href="#">view</a></td> <td>19/06/2016</td> </tr> <tr> <td><a href="#">view</a></td> <td>19/06/2016</td> </tr> </tbody> </table>		SCHEDULE	START DATE	<a href="#">view</a>	18/06/2016	<a href="#">view</a>	19/06/2016	<a href="#">view</a>	19/06/2016	<a href="#">view</a>	19/06/2016	<a href="#">view</a>	19/06/2016	<input type="text" value="Re-enter Email"/>			
SCHEDULE	START DATE																
<a href="#">view</a>	18/06/2016																
<a href="#">view</a>	19/06/2016																
<a href="#">view</a>	19/06/2016																
<a href="#">view</a>	19/06/2016																
<a href="#">view</a>	19/06/2016																
		<input type="text" value="Password"/>															
		<input type="text" value="First Name"/>															
		<input type="text" value="Last Name"/>															
		<input type="text" value="Date of Birth DD/MM/YYYY"/>															
		<input type="text" value="Mobile"/>															
		<input type="text" value="ESNZ Rego # xxxxxx"/>															
		<div> <input type="button" value="cancel"/> <input type="button" value="sign in"/> </div>															
				Show Jumping													

Once you have completed the form you click SIGN IN and your registration is complete.

Posted by: **Vicki Lawson** - Tue, Dec 13, 2016 at 11:27 PM. This article has been viewed 3471 times.

Online URL: <http://kb.equestrianentries.co.nz/article.php?id=22>